



TECS DIN MODULAR DEVICES

- MCB overload and short-circuit protection
- RCCB electric shock and fires
- RCBO overload, short-circuit and residual current protection
- Isolator switching and isolating of circuits

次代に応える技術価値、企業価値の創造を

当社は1923年の創業以来、電気エネルギー制御技術をベースにした配電制御システム、ブレーカ、電子デバイスの製造に努め、船舶、建築、産業部門に貢献してきました。日本の産業構造の大きな変容、技術の世界標準志向や市場のグローバル化など激動の時代にあって、真に価値ある企業活動を推進することは容易ではありません。そんな中、当社は長年に渡り蓄積されたノウハウと実績を基盤に変革と刷新の志をもって、3事業分野におけるリーディングカンパニーとして邁進していきたいと考えます。産業と、環境と、暮らしの明日をみつめ、テラサキは進化し続けます。

Creating technical values and corporate values for the next generation.....

Since our founding in 1923, TERASAKI has manufactured electric distribution and motor control systems, circuit breakers and electronic devices based on electrical energy control technologies and through our pursuit of excellence made solid contributions to the shipbuilding, construction and manufacturing industries. Yet in the turbulent times of great transformation in Japan's industrial structures, technology's path towards worldwide standardization and globalization, it is not an easy task to promote corporate activities of true value. Amidst the situation, we stand strong on our know-how and performance records accumulated over the many years and are marching forward with a will for innovations and restructuring to be a leading company in these three business fields. TERASAKI will continue to strive towards excellence with considerations on outlook on the future of industry, the environment and lifestyles.




MARINE



INDUSTRIAL



COMMERCIAL



RESIDENTIAL

DIN MODULAR DEVICES

TECS INDEX

Company Profile	02
Content	03
Miniature Circuit Breakers (MCB)	04
Technical Description	
6/10 kA (2-63A)	
6 / 10 kA (80-125A)	
Accessories	
Residual Current Circuit Breaker (RCCB)	09
Technical Description	
2P and 4P RCCB	
Residual Current & Overload Breaker (RCBO)	11
Isolator	12
Order Code	13
Our Sales Network	18

MCB

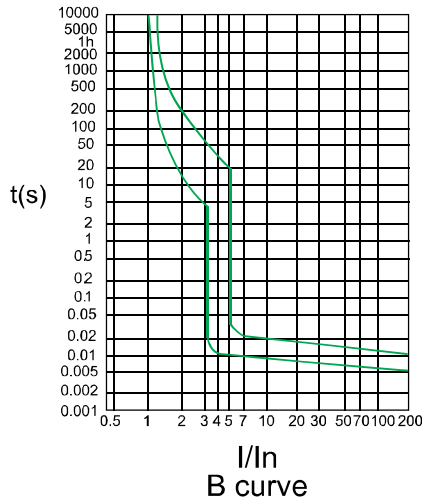
TECHNICAL DESCRIPTION

For use in commercial and industrial electrical distribution systems
 Protects against overloads and short circuits, switching and isolation.

TRIP CHARACTERISTICS

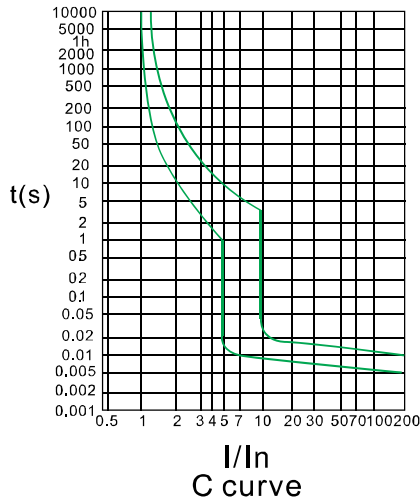
TYPE "B" CHARACTERISTICS

Developed primarily to protect conductors and low level signal devices such as PLCs. Instantaneous trip is three to five times the rated current of the Supplementary Protector (3~5 x I_n). The fast trip time of these devices minimizes damage to control circuit conductors from low-level faults.



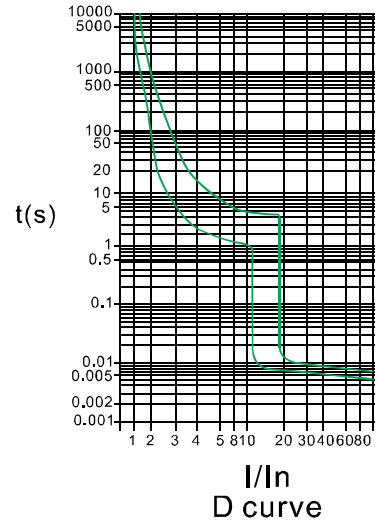
TYPE "C" CHARACTERISTICS

Developed primarily for applications with moderate inrush currents such as lighting, control circuits and appliances. Instantaneous trip is five to ten times the rated current of the Supplementary Protector (5~10 x I_n). The higher instantaneous trip level prevents nuisance tripping, and components being protected can typically withstand higher fault currents without being damaged.



TYPE "D" CHARACTERISTICS

Developed primarily for applications with high inrush currents, i.e., transformers, and motors. Instantaneous trip is ten to twenty times the rated current of the Supplementary Protector (10~20 x I_n). The high instantaneous trip level prevents nuisance tripping, and components being protected can typically withstand higher fault currents without being damaged.



DC CIRCUITS USE

Thermal Characteristics for TECS breakers are unaffected by the current applied, that is either direct current or alternating current. The magnetic trip current value increases by 40%. Eg. In the case; a breaker of tripping characteristic B and 10A rated current, its magnetic tripping value will be between 30A and 50A in alternating current. The magnetic tripping value for this very same breaker in direct current will be between 42.4A and 70.7A .

For DC service, the MCBs full rated breaking capacity can be achieved without any reduction in performance by connecting protected poles in series. For values up to 48V=, 1 protected pole can be used unimpaired of the breaking capacity value. Between 48 and 100V=, 2 protected poles series connected can be used without reduction in the breaking capacity.

TECS Miniature Circuit Breakers (MCB) For 2-63A

EP SERIES

6/10kA



Functions

Protection against overloads and short circuits, switching and isolation

Application

For use in commercial and industrial electrical distribution systems

Standards and Certificates

EP06 IEC 60898-1 KEMA, SEMKO, CE, SIRIM, SNI

EP10 IEC 60898-1 KEMA, SEMKO, CE, ABS, SNI



Specifications

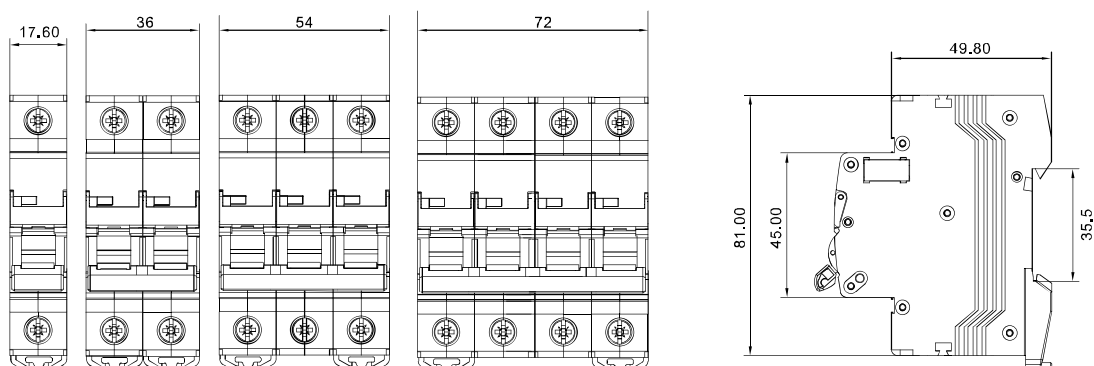
Rated Voltage	Phase to Neutral 230/240V / Phase to Phase 400/415V~
Characteristics	B Curve (3~5In) / C Curve (5~10In) / D Curve (10~20In)
Capacity	6kA and 10kA
Poles	1P / 2P / 3P / 4P
Ampere	2 / 4 / 6 / 10 / 16 / 20 / 25 / 32 / 40 / 50 / 63 A
Frequency	50/60Hz
Calibration Temperature	30°C
Operating Temperature	-25°C to +45°C
Protection Degree	IP20
Electrical Endurance	> 8,000 cycles
Mechanical Endurance	> 20,000 cycles
Weight	1P = 103g / 2P = 207g / 3P = 311g / 4P = 415g (EP06) 1P = 115g / 2P = 231g / 3P = 347g / 4P = 464g (EP10)

Wiring Capacity

Rigid Conductor 35mm² Maximum(6kA) / 35mm² Maximum(10kA)

Flexible Conductor 25mm² Maximum(6kA) / 25mm² Maximum(10kA)

Dimension



TECS Miniature Circuit Breakers (MCB) For 80-125A

EP SERIES 6/10kA



Functions

Protection against overloads and short circuits, switching and isolation

Application

For use in commercial and industrial electrical distribution systems

Standards and Certificates

IEC 60898-1
SEMKO, CE (10kA), KEMA



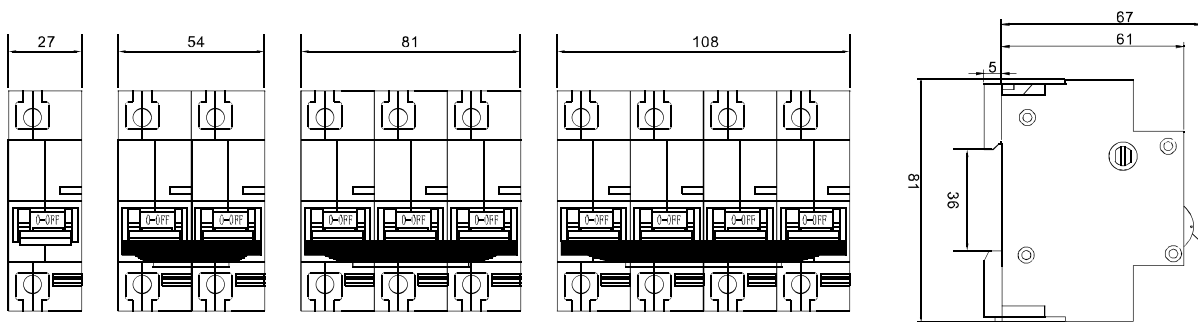
Specifications

Rated Voltage	Phase to Neutral 240V / Phase to Phase 415V~
Characteristics	IEC60898 : B Curve (3~5In) / C Curve (5~10In) / D Curve (10~20In)
Capacity	6 kA / 10 kA
Poles	1P / 2P / 3P / 4P
Ampere	80 / 100 / 125 A
Frequency	50/60Hz
Calibration Temperature	30°C
Operating Temperature	-5°C to +45°C
Protection Degree	IP20
Electrical Endurance	> 4,000 cycles (80-100A), 3,000 cycles (125A)
Mechanical Endurance	> 8,500 cycles
Weight	1P = 148g / 2P = 296g / 3P = 445g / 4P = 593g

Wiring Capacity

Rigid Conductor 50mm² Maximum
Flexible Conductor 35mm² Maximum

Dimension



TECS Miniature Circuit Breakers Accessories (10kA) For 2A-63A

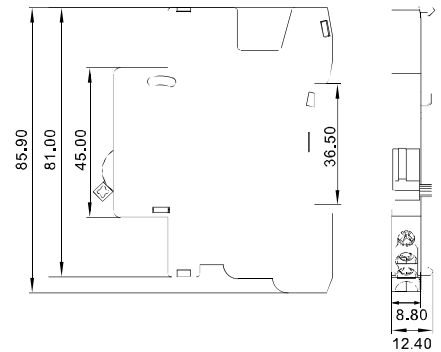


Auxiliary Switch EPAXM

Electrically indicates On/Off status of the breaker

Rated current	6A @AC230V/DC24V 3A @AC400V
Dielectric Strength	2,000 V/min
Wiring Capacity	1 - 4 mm ²
Mechanical Endurance	> 4,000 cycles

Mounting on the Left Side of breaker

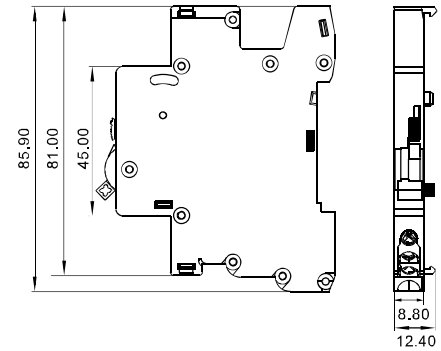


Alarm Switch EPALM

Electrically indicates when the breaker is in 'Tripped' state

Rated current	6A @AC230V/DC24V 3A @AC400V
Dielectric Strength	2,000 V/min
Wiring Capacity	1 - 4 mm ²
Mechanical Endurance	> 4,000 cycles

Mounting on the Left Side of breaker



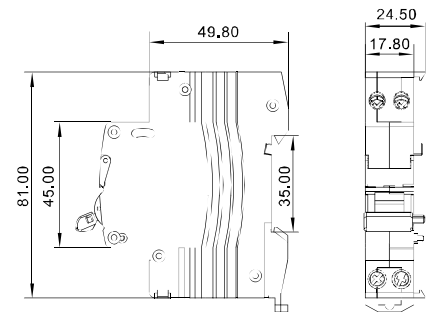
Shunt Trip EP10SHTM

Remote tripping of the breaker

Rated Voltage U _e	AC 110 / 230 - 415V DC 24V / 48V / 110V
Operating Voltage Range	70~110% x U _e
Dielectric Strength	2,000 V/min
Direct Current	12, 24, 48 V
Wiring Capacity	1 - 4 mm ²
Mechanical Endurance	> 4,000 cycles

Mounting on the Left Side of breaker

* Non continuously rated coils



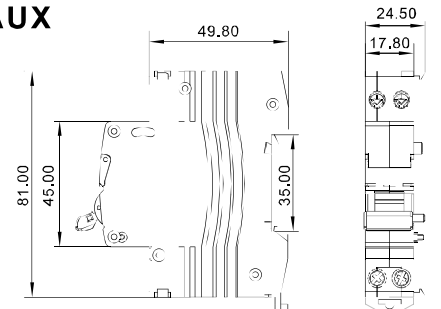
Shunt Trip+Auxiliary Switch EP10 SHTAUX

Remote tripping of the breaker

Rated Voltage U _e	AC 110V / 230V / 400V
Operating Voltage Range	70~110% x U _e
Dielectric Strength	2,000 V/min
Wiring Capacity	1 - 4 mm ²
Mechanical Endurance	> 4,000 cycles

Mounting on the Left Side of breaker

* Non continuously rated coils



TECS Miniature Circuit Breakers Accessories (10kA) For 80A-100A

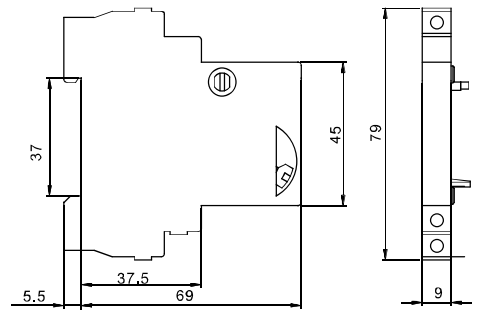


Auxiliary Switch EPAXML

Electrically indicates On/Off status of the breaker

Rated current	6A @AC230V/DC24V 3A @AC400V
Dielectric Strength	2,000 V/min
Wiring Capacity	1 - 4 mm ²
Mechanical Endurance	> 4,000 cycles

Mounting on the Left Side of breaker

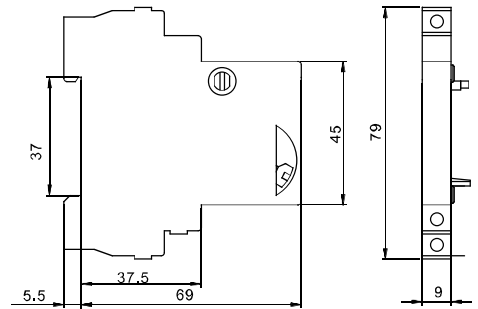


Alarm Switch EPALML

Electrically indicates when the breaker is in 'Tripped' state

Rated current	6A @AC230V/DC24V 3A @AC400V
Dielectric Strength	2,000 V/min
Wiring Capacity	1 - 4 mm ²
Mechanical Endurance	> 4,000 cycles

Mounting on the Left Side of breaker



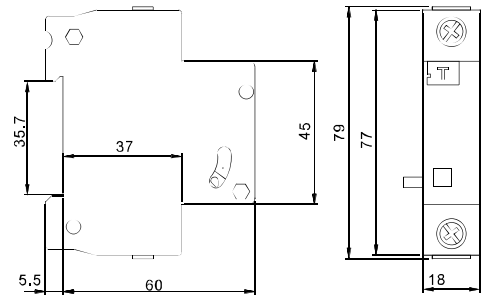
Shunt Trip EP10SHTML

Remote tripping of the breaker

Rated Voltage Ue	AC 110 - 415V DC 24V / 48V / 110V
Operating Voltage Range	70~110% x Ue
Dielectric Strength	2,000 V/min
Wiring Capacity	1 - 4 mm ²
Mechanical Endurance	> 4,000 cycles

Mounting on the Right Side of breaker

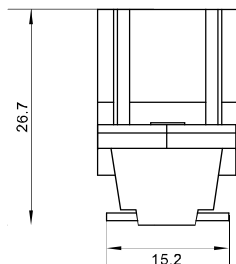
* Non continuously rated coils



Locking Device



AS3
4A-63A
6kA/10kA MCB



AS4
80A-125A
6kA/10kA MCB



TECS RCCB

TECHNICAL DESCRIPTION

Providing protection against overload and short-circuit currents and protects people against earth fault currents: direct or indirect contact, fire.....

TRIP CHARACTERISTICS

The RCD employs the current balance principle which involves the supply conductors to the load (phase and neutral) wound onto a common transformer core to form the primary windings. Under healthy conditions, the current in the phase conductor is equal to the current in the neutral and the vector sum of the current is zero.

In the event of an earth fault, an amount of current will flow to earth, creating an out of balance situation in the transformer assembly. This out of balance detected by the secondary winding of the transformer will activate the trip mechanism at a pre-determined level. Single phase and neutral or three phases and neutral units (suitable for both 3 wire and 4 wire systems) are available, the latter being suitable for balanced or unbalanced 3 phase loads.

The RCD tripping mechanism will operate at a residual current of between 50%-100% of its rated tripping current. (Sensitivity)

RESIDUAL TRIPPING CURRENTS

10mA	Suitable for use in special applications where additional protection against contact is essential
30mA	Tripping current to provide additional protection against direct contact shock
100mA	Suitable for use against direct contact shock or where protection is guard against fire hazards etc.
300mA	Suitable for use in large installations where equipment protection are main considerations and high levels of earth leakage are experienced.

FAULT CURRENT SENSITIVITY

Semi-conductor devices are extensively integrated in equipments in industries, commerce and in our homes. They can be found in control panels to computers to toys.

As equipments are fed from the mains electrical supply; in the event of an earth fault, the presence of semi-conductors may result in the normal AC waveform being replaced by a non-sinusoidal fault current. In some cases, the waveform may be rectified. These waveforms are said to contain a pulsating DC component which can either partially desensitize a standard type AC RCD.

International standards IEC 1008 (RCCBs) and IEC 1009 (RCBOs) divide RCDs into two performance classes:

Type AC



RCDs for which tripping is ensured for residual sinusoidal alternating currents; whether suddenly applied or slowly arising.

Type A



RCDs for which tripping is ensured for residual sinusoidal alternating currents and residual pulsating direct currents, whether suddenly applied or slowly arising.

TECS Residual Current Circuit Breakers (RCCB)

EPR SERIES



Functions

Detection and interruption of earth leakage current

Application

Protect a circuit or an installation against dangerous residual current

Standards and Certificates

16-63A	IEC61008-1	SEMKO, CE, KEMA, SIRIM, SNI
80A	IEC61008-1	SEMKO, CE, KEMA, SIRIM, SNI(2P)
100A	IEC61008-1	SEMKO, CE



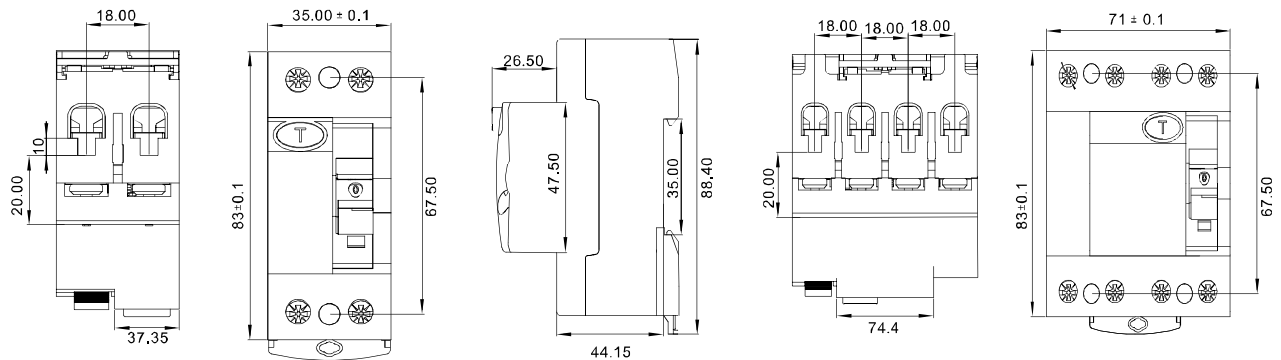
Specifications

Rated Voltage	Phase to Neutral 240V / Phase to Phase 415V	
Capacity	6 kA	
Poles	2P / 4P	
Ampere	16 / 20 / 25 / 32 / 40 / 63 / 80 / 100A	
Rated Residual Operating Current	10 / 30 / 100 / 300mA	2P (16,20,25,32,40A) 4P (16,20,25,32A) 30 / 100 / 300mA 2P/4P(40,63,80,100A)
Residual Current Characteristics	A / AC	
Frequency	50/60Hz	
Calibration Temperature	30°C	
Operating Temperature	-25°C to +55°C	
Protection Degree	IP20	
Electrical Endurance	> 4,000 cycles	
Mechanical Endurance	> 8,000 cycles	
Weight	2P = 206g / 4P = 412g	

Wiring Capacity

Rigid Conductor	25mm ² Maximum
Flexible Conductor	16mm ² Maximum

Dimension



TECS Residual Current Circuit Breakers with Overload Protection (RCBO)

EPL SERIES



Functions


Detection and interruption of earth leakage current, overloads and short circuits

Application

Commercial premises. Neutral conductor is switched on 2-module and unswitched on 1-module versions

Standards and Certificates

IEC 61009-1
SEMKO, CE



1P Module

2P Module

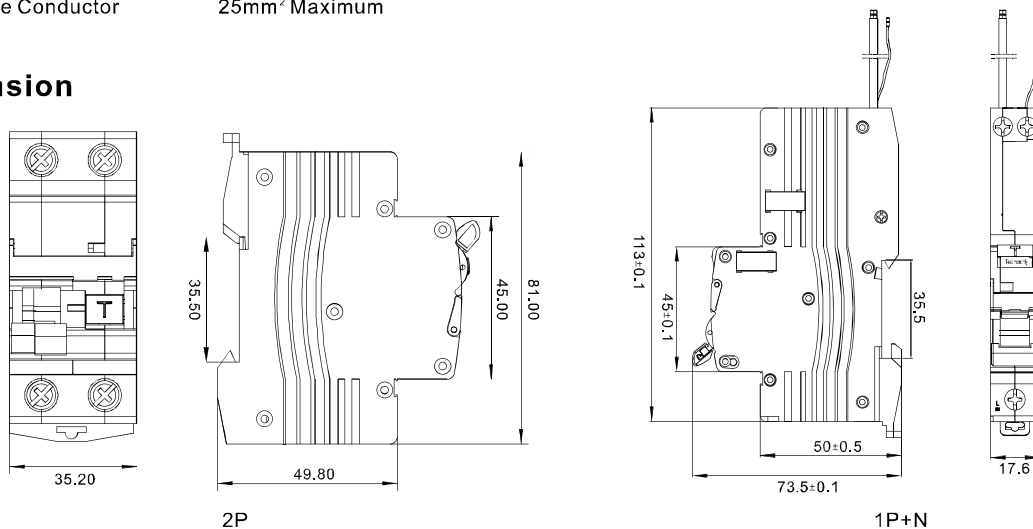
Specifications

Rated Voltage	AC240V
Capacity	10 KA
Poles	1P+N
Ampere	6 / 10 / 16 / 20 / 25 / 32 / 40 A
Characteristics	B Curve (3~5I _n) / C Curve (5~10I _n)
Rated Residual Operating Current	10 / 30 / 100 / 300mA
Residual Current Characteristics	A / AC
Frequency	50/60Hz
Calibration Temperature	30°C
Operating Temperature	-25°C to +55°C
Protection Degree	IP20
Electrical Endurance	> 4,000 cycles
Mechanical Endurance	> 8,000 cycles
Weight	178g (1-module), 210g (2-module)

Wiring Capacity

Rigid Conductor 35mm² Maximum
Flexible Conductor 25mm² Maximum

Dimension



TECS Isolating Switches

EPIS^{SERIES}



Functions

Switching and isolation of circuits

Application

Control systems, distribution systems

Standards

IEC 60947-3



2-63A

80-125A

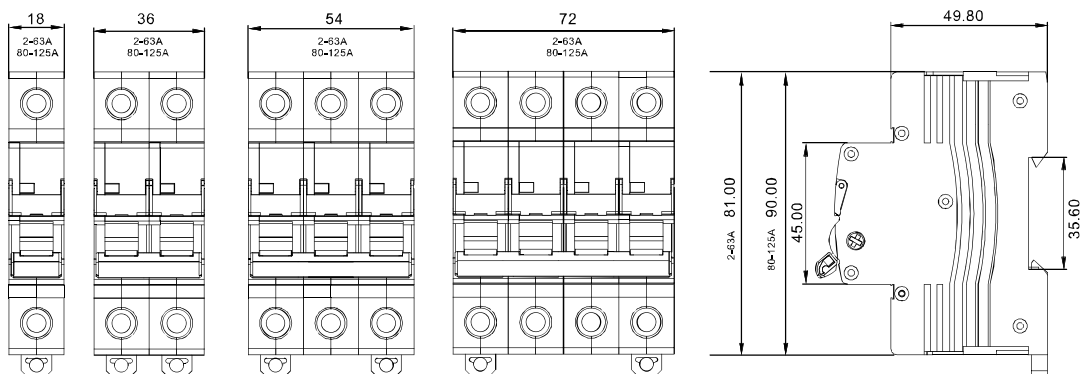
Specifications

Rated Voltage	Phase to Neutral 230/240V / Phase to Phase 400/415V~
Capacity	6 kA
Poles	1P / 2P / 3P / 4P
Ampere	2 / 4 / 6 / 10 / 16 / 20 / 25 / 32 / 40 / 50 / 63 / 80 / 100 / 125 A
Frequency	50/60Hz
Calibration Temperature	30°C
Operating Temperature	-25°C to +55°C
Protection Degree	IP20
Electrical Endurance	> 10,000 cycles
Mechanical Endurance	> 20,000 cycles
Weight	1P = 93g / 2P = 190g / 3P = 290g / 4P = 381g (2-63A) 1P = 124g / 2P = 248g / 3P = 373g / 4P = 498g (80-125A)

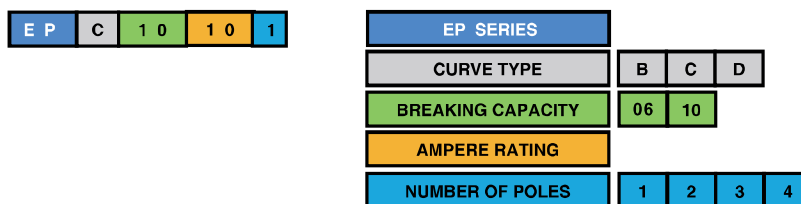
Wiring Capacity

	2-63A	80-125A
Rigid Conductor	35mm ² Maximum	50mm ² Maximum
Flexible Conductor	25mm ² Maximum	35mm ² Maximum

Dimension



ORDERS CODES

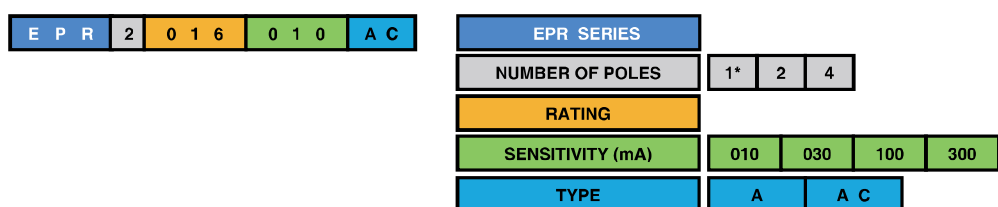


MCB ORDER CODES

		6kA			10kA		
		B Curve	C Curve	D Curve	B Curve	C Curve	D Curve
1 POLE	2	EPB 06021	EPC 06021	EPD 06021	EPB 10021	EPC 10021	EPD 10021
	4	EPB 06041	EPC 06041	EPD 06041	EPB 10041	EPC 10041	EPD 10041
	6	EPB 06061	EPC 06061	EPD 06061	EPB 10061	EPC 10061	EPD 10061
	10	EPB 06101	EPC 06101	EPD 06101	EPB 10101	EPC 10101	EPD 10101
	16	EPB 06161	EPC 06161	EPD 06161	EPB 10161	EPC 10161	EPD 10161
	20	EPB 06201	EPC 06201	EPD 06201	EPB 10201	EPC 10201	EPD 10201
	25	EPB 06251	EPC 06251	EPD 06251	EPB 10251	EPC 10251	EPD 10251
	32	EPB 06321	EPC 06321	EPD 06321	EPB 10321	EPC 10321	EPD 10321
	40	EPB 06401	EPC 06401	EPD 06401	EPB 10401	EPC 10401	EPD 10401
	50	EPB 06501	EPC 06501	EPD 06501	EPB 10501	EPC 10501	EPD 10501
	63	EPB 06631	EPC 06631	EPD 06631	EPB 10631	EPC 10631	EPD 10631
	80	EPB 06801	EPC 06801	EPD 06801	EPB 10801	EPC 10801	EPD 10801
100	EPB 061001	EPC 061001	EPD 061001	EPB 101001	EPC 101001	EPD 101001	
125	EPB 061251	EPC 061251	EPD 061251	EPB 101251	EPC 101251	EPD 101251	
2 POLE	2	EPB 06022	EPC 06022	EPD 06022	EPB 10022	EPC 10022	EPD 10022
	4	EPB 06042	EPC 06042	EPD 06042	EPB 10042	EPC 10042	EPD 10042
	10	EPB 06102	EPC 06102	EPD 06102	EPB 10102	EPC 10102	EPD 10102
	16	EPB 06162	EPC 06162	EPD 06162	EPB 10162	EPC 10162	EPD 10162
	20	EPB 06202	EPC 06202	EPD 06202	EPB 10202	EPC 10202	EPD 10202
	25	EPB 06252	EPC 06252	EPD 06252	EPB 10252	EPC 10252	EPD 10252
	32	EPB 06322	EPC 06322	EPD 06322	EPB 10322	EPC 10322	EPD 10322
	40	EPB 06402	EPC 06402	EPD 06402	EPB 10402	EPC 10402	EPD 10402
	50	EPB 06502	EPC 06502	EPD 06502	EPB 10502	EPC 10502	EPD 10502
	63	EPB 06632	EPC 06632	EPD 06632	EPB 10632	EPC 10632	EPD 10632
	80	EPB 06802	EPC 06802	EPD 06802	EPB 10802	EPC 10802	EPD 10802
	100	EPB 061002	EPC 061002	EPD 061002	EPB 101002	EPC 101002	EPD 101002
125	EPB 061252	EPC 061252	EPD 061252	EPB 101252	EPC 101252	EPD 101252	
3 POLE	2	EPB 06023	EPC 06023	EPD 06023	EPB 10023	EPC 10023	EPD 10023
	4	EPB 06043	EPC 06043	EPD 06043	EPB 10043	EPC 10043	EPD 10043
	6	EPB 06063	EPC 06063	EPD 06063	EPB 10063	EPC 10063	EPD 10063
	10	EPB 06103	EPC 06103	EPD 06103	EPB 10103	EPC 10103	EPD 10103
	16	EPB 06163	EPC 06163	EPD 06163	EPB 10163	EPC 10163	EPD 10163
	20	EPB 06203	EPC 06203	EPD 06203	EPB 10203	EPC 10203	EPD 10203
	25	EPB 06253	EPC 06253	EPD 06253	EPB 10253	EPC 10253	EPD 10253
	32	EPB 06323	EPC 06323	EPD 06323	EPB 10323	EPC 10323	EPD 10323
	40	EPB 06403	EPC 06403	EPD 06403	EPB 10403	EPC 10403	EPD 10403
	50	EPB 06503	EPC 06503	EPD 06503	EPB 10503	EPC 10503	EPD 10503
	63	EPB 06633	EPC 06633	EPD 06633	EPB 10633	EPC 10633	EPD 10633
	80	EPB 06803	EPC 06803	EPD 06803	EPB 10803	EPC 10803	EPD 10803
100	EPB 061003	EPC 061003	EPD 061003	EPB 101003	EPC 101003	EPD 101003	
125	EPB 061253	EPC 061253	EPD 061253	EPB 101253	EPC 101253	EPD 101253	

ORDERS CODES

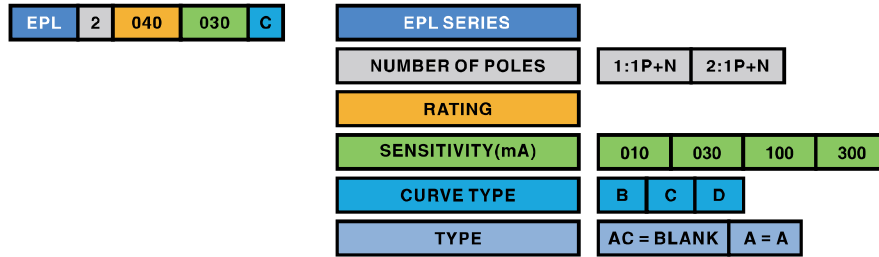
4 POLE	2	EPB 06024	EPC 06024	EPD 06024	EPB 10024	EPC 10024	EPD 10024
	4	EPB 06044	EPC 06044	EPD 06044	EPB 10044	EPC 10044	EPD 10044
	6	EPB 06064	EPC 06064	EPD 06064	EPB 10064	EPC 10064	EPD 10064
	10	EPB 06104	EPC 06104	EPD 06104	EPB 10104	EPC 10104	EPD 10104
	16	EPB 06164	EPC 06164	EPD 06164	EPB 10164	EPC 10164	EPD 10164
	20	EPB 06204	EPC 06204	EPD 06204	EPB 10204	EPC 10204	EPD 10204
	25	EPB 06254	EPC 06254	EPD 06254	EPB 10254	EPC 10254	EPD 10254
	32	EPB 06324	EPC 06324	EPD 06324	EPB 10324	EPC 10324	EPD 10324
	40	EPB 06404	EPC 06404	EPD 06404	EPB 10404	EPC 10404	EPD 10404
	50	EPB 06504	EPC 06504	EPD 06504	EPB 10504	EPC 10504	EPD 10504
	63	EPB 06634	EPC 06634	EPD 06634	EPB 10634	EPC 10634	EPD 10634
	80	EPB 06804	EPC 06804	EPD 06804	EPB 10804	EPC 10804	EPD 10804
	100	EPB 061004	EPC 061004	EPD 061004	EPB 101004	EPC 101004	EPD 101004
	125	EPB 061254	EPC 061254	EPD 061254	EPB 101254	EPC 101254	EPD 101254



RCCB ORDER CODES

		2P		4P	
In		AC TYPE	A TYPE	AC TYPE	A TYPE
10 mA	16	EPR2016010AC	EPR2016010A	EPR4016010AC	EPR4016010A
	20	EPR2020010AC	EPR2020010A	EPR4020010AC	EPR4020010A
	25	EPR2025010AC	EPR2025010A	EPR4025010AC	EPR4025010A
	32	EPR2032010AC	EPR2032010A	EPR4032010AC	EPR4032010A
30 mA	16	EPR2016030AC	EPR2016030A	EPR4016030AC	EPR4016030A
	25	EPR2025030AC	EPR2025030A	EPR4025030AC	EPR4025030A
	32	EPR2032030AC	EPR2032030A	EPR4032030AC	EPR4032030A
	40	EPR2040030AC	EPR2040030A	EPR4040030AC	EPR4040030A
	63	EPR2063030AC	EPR2063030A	EPR4063030AC	EPR4063030A
	80	EPR2080030AC	EPR2080030A	EPR4080030AC	EPR4080030A
100 mA	100	EPR2100030AC	EPR2100030A	EPR4100030AC	EPR4100030A
	16	EPR2016100AC	EPR2016100A	EPR4016100AC	EPR4016100A
	25	EPR2025100AC	EPR2025100A	EPR4025100AC	EPR4025100A
	32	EPR2032100AC	EPR2032100A	EPR4032100AC	EPR4032100A
	40	EPR2040100AC	EPR2040100A	EPR4040100AC	EPR4040100A
	63	EPR2063100AC	EPR2063100A	EPR4063100AC	EPR4063100A
300 mA	80	EPR2080100AC	EPR2080100A	EPR4080100AC	EPR4080100A
	100	EPR2100100AC	EPR2100100A	EPR4100100AC	EPR4100100A
	16	EPR2016300AC	EPR2016300A	EPR4016300AC	EPR4016300A
	25	EPR2025300AC	EPR2025300A	EPR4025300AC	EPR4025300A
	32	EPR2032300AC	EPR2032300A	EPR4032300AC	EPR4032300A
	40	EPR2040300AC	EPR2040300A	EPR4040300AC	EPR4040300A
300 mA	63	EPR2063300AC	EPR2063300A	EPR4063300AC	EPR4063300A
	80	EPR2080300AC	EPR2080300A	EPR4080300AC	EPR4080300A
	100	EPR2100300AC	EPR2100300A	EPR4100300AC	EPR4100300A

ORDERS CODES



RCBO ORDER CODES

		1P (1P+N)			2P		
		C	B	D	C	B	D
10mA	2	EPL1002010C	EPL1002010B	EPL1002010D	EPL2002010C	EPL2002010B	EPL2002010D
	4	EPL1004010C	EPL1004010B	EPL1004010D	EPL2004010C	EPL2004010B	EPL2004010D
	6	EPL1006010C	EPL1006010B	EPL1006010D	EPL2006010C	EPL2006010B	EPL2006010D
	10	EPL1010010C	EPL1010010B	EPL1010010D	EPL2010010C	EPL2010010B	EPL2010010D
	16	EPL1016010C	EPL1016010B	EPL1016010D	EPL2016010C	EPL2016010B	EPL2016010D
	20	EPL1020010C	EPL1020010B	EPL1020010D	EPL2020010C	EPL2020010B	EPL2020010D
	25	EPL1025010C	EPL1025010B	EPL1025010D	EPL2025010C	EPL2025010B	EPL2025010D
	32	EPL1032010C	EPL1032010B	EPL1032010D	EPL2032010C	EPL2032010B	EPL2032010D
40	EPL1040010C	EPL1040010B	EPL1040010D	EPL2040010C	EPL2040010B	EPL2040010D	
30mA	2	EPL1002030C	EPL1002030B	EPL1002030D	EPL2002030C	EPL2002030B	EPL2002030D
	4	EPL1004030C	EPL1004030B	EPL1004030D	EPL2004030C	EPL2004030B	EPL2004030D
	6	EPL1006030C	EPL1006030B	EPL1006030D	EPL2006030C	EPL2006030B	EPL2006030D
	10	EPL1010030C	EPL1010030B	EPL1010030D	EPL2010030C	EPL2010030B	EPL2010030D
	16	EPL1016030C	EPL1016030B	EPL1016030D	EPL2016030C	EPL2016030B	EPL2016030D
	20	EPL1020030C	EPL1020030B	EPL1020030D	EPL2020030C	EPL2020030B	EPL2020030D
	25	EPL1025030C	EPL1025030B	EPL1025030D	EPL2025030C	EPL2025030B	EPL2025030D
	32	EPL1032030C	EPL1032030B	EPL1032030D	EPL2032030C	EPL2032030B	EPL2032030D
40	EPL1040030C	EPL1040030B	EPL1040030D	EPL2040030C	EPL2040030B	EPL2040030D	
100mA	2	EPL1002100C	EPL1002100B	EPL1002100D	EPL2002100C	EPL2002100B	EPL2002100D
	4	EPL1004100C	EPL1004100B	EPL1004100D	EPL2004100C	EPL2004100B	EPL2004100D
	6	EPL1006100C	EPL1006100B	EPL1006100D	EPL2006100C	EPL2006100B	EPL2006100D
	10	EPL1010100C	EPL1010100B	EPL1010100D	EPL2010100C	EPL2010100B	EPL2010100D
	16	EPL1016100C	EPL1016100B	EPL1016100D	EPL2016100C	EPL2016100B	EPL2016100D
	20	EPL1020100C	EPL1020100B	EPL1020100D	EPL2020100C	EPL2020100B	EPL2020100D
	25	EPL1025100C	EPL1025100B	EPL1025100D	EPL2025100C	EPL2025100B	EPL2025100D
	32	EPL1032100C	EPL1032100B	EPL1032100D	EPL2032100C	EPL2032100B	EPL2032100D
40	EPL1040100C	EPL1040100B	EPL1040100D	EPL2040100C	EPL2040100B	EPL2040100D	
300mA	2	EPL1002300C	EPL1002300B	EPL1002300D	EPL2002300C	EPL2002300B	EPL2002300D
	4	EPL1004300C	EPL1004300B	EPL1004300D	EPL2004300C	EPL2004300B	EPL2004300D
	6	EPL1006300C	EPL1006300B	EPL1006300D	EPL2006300C	EPL2006300B	EPL2006300D
	10	EPL1010300C	EPL1010300B	EPL1010300D	EPL2010300C	EPL2010300B	EPL2010300D
	16	EPL1016300C	EPL1016300B	EPL1016300D	EPL2016300C	EPL2016300B	EPL2016300D
	20	EPL1020300C	EPL1020300B	EPL1020300D	EPL2020300C	EPL2020300B	EPL2020300D
	25	EPL1025300C	EPL1025300B	EPL1025300D	EPL2025300C	EPL2025300B	EPL2025300D
	32	EPL1032300C	EPL1032300B	EPL1032300D	EPL2032300C	EPL2032300B	EPL2032300D
40	EPL1040300C	EPL1040300B	EPL1040300D	EPL2040300C	EPL2040300B	EPL2040300D	

ORDERS CODES

EPIS 1 0 1

EPIS SERIES				
AMPERE RATING				
NUMBER OF POLES	1	2	3	4

ISOLATING SWITCHES ORDER CODES

	1P	2P	3P	4P	
RATING	16	EPIS0161	EPIS0162	EPIS0163	EPIS0164
	20	EPIS0201	EPIS0202	EPIS0203	EPIS0204
	25	EPIS0251	EPIS0252	EPIS0253	EPIS0254
	32	EPIS0321	EPIS0322	EPIS0323	EPIS0324
	40	EPIS0401	EPIS0402	EPIS0403	EPIS0404
	63	EPIS0631	EPIS0632	EPIS0633	EPIS0634
	80	EPIS0801	EPIS0802	EPIS0803	EPIS0804
	100	EPIS1001	EPIS1002	EPIS1003	EPIS1004
	125	EPIS1251	EPIS1252	EPIS1253	EPIS1254

SHUNT TRIP

ORDERING CODE	TYPE
EP10SHTM	AC230-415V for EP 10kA MCB (2-63A)
EP10SHT110VAC	AC110V for EP 10kA MCB (2-63A)
EP10SHT048VDC	DC48V for EP 10kA MCB (2-63A)
EP10SHT024VDC	DC24V for EP 10kA MCB (2-63A)
EP10SHTML1	AC110-415V for EP 10kA MCB (80-125A) 1P
EP10SHTML2	AC110-415V for EP 10kA MCB (80-125A) 2P
EP10SHTML3	AC110-415V for EP 10kA MCB (80-125A) 3P
EP10SHTML4	AC110-415V for EP 10kA MCB (80-125A) 4P
EP10SHTL110VAC1	AC110V for EP 10kA MCB (80-125A) 1P
EP10SHTL110VAC2	AC110V for EP 10kA MCB (80-125A) 2P
EP10SHTL110VAC3	AC110V for EP 10kA MCB (80-125A) 3P
EP10SHTL110VAC4	AC110V for EP 10kA MCB (80-125A) 4P
EP10SHTL048VDC1	DC48V for EP 10kA MCB (80-125A) 1P
EP10SHTL048VDC2	DC48V for EP 10kA MCB (80-125A) 2P
EP10SHTL048VDC3	DC48V for EP 10kA MCB (80-125A) 3P
EP10SHTL048VDC4	DC48V for EP 10kA MCB (80-125A) 4P
EP10SHTL024VDC1	DC24V for EP 10kA MCB (80-125A) 1P
EP10SHTL024VDC2	DC24V for EP 10kA MCB (80-125A) 2P
EP10SHTL024VDC3	DC24V for EP 10kA MCB (80-125A) 3P
EP10SHTL024VDC4	DC24V for EP 10kA MCB (80-125A) 4P

ORDERS CODES

ALARM SWITCH

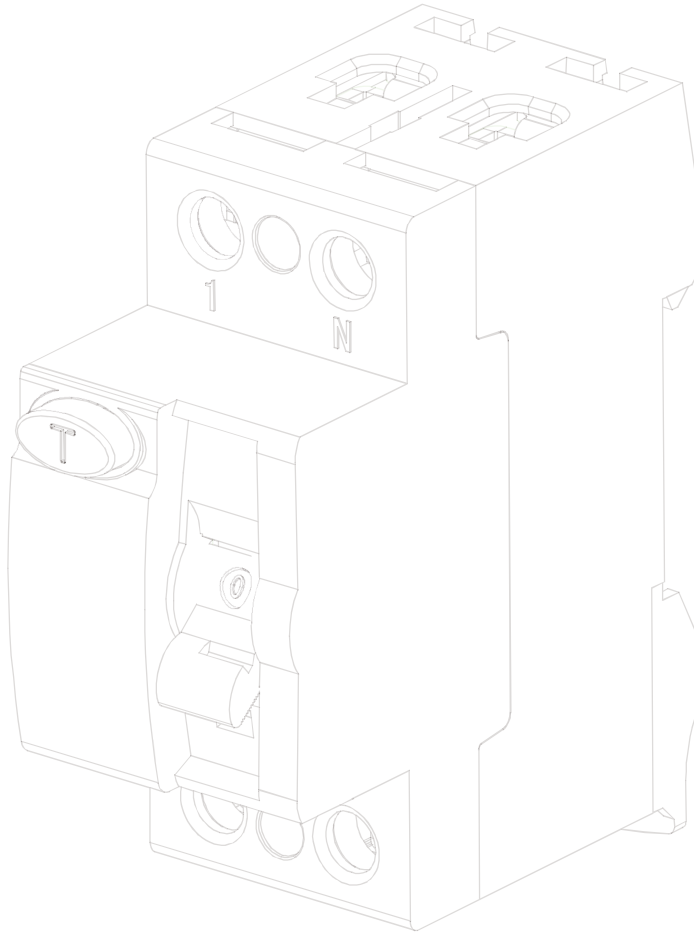
ORDERING CODE	TYPE
EPALM	Alarm Switch for EP 10kA MCB (2-63A)
EPALML	Alarm Switch for EP 10kA MCB (80-125A)

AUXILIARY SWITCH

ORDERING CODE	TYPE
EPAXM	Auxiliary Switch for EP 10kA MCB (2-63A)
EPAXML	Auxiliary Switch for EP 10kA MCB (80-125A)

SHUNT TRIP + AUXILIARY SWITCH

ORDERING CODE	TYPE
EP10SHTAUX	AC230-415V for EP 10kA MCB (2-63A) with Aux



TERASAKI (EUROPE) PTE LTD

80 BEARDMORE WAY, CLYDEBANK INDUSTRIAL ESTATE
CYLDEBANK, GLASGOW, G81 4HT SCOTLAND(UK)

TELEPHONE : 44-141-941-1940
FAX : 44-141-952-9246
EMAIL : marketing@terasaki.co.uk
WEB : http://www.terasaki.com

TERASAKI ELECTRIC CO (FE) PTE LTD

17 TUAS STREET SINGAPORE 638454

TELEPHONE : 65-6561 1165
FAX : 65-6561 2166
EMAIL : tefe@terasaki.com.sg
WEB : http://www.terasaki.com.sg

TERASAKI CIRCUIT BREAKERS (S) PTE LTD

17 TUAS STREET SINGAPORE 638454

TELEPHONE : 65-6744-9752
FAX : 65-6748-7592
EMAIL : teecs@teecs.com.sg

TERASAKI ELECTRIC (M) SDN, BHD.

LOT3, JALAN 16/13D, 40000 SHAH ALAM, SELANGOR DARUL
EHSAN, MALAYSIA

TELEPHONE : 60-3-5549-3820
FAX : 60-3-5549-3960
EMAIL : terasaki@terasaki.com.my

TERASAKI DO BRASIL LTDA.

RUA OLOF PALME, 765, SALA 322 - BARRA DA TIJUCA
22783-119 - RIO DE JANEIRO - RJ

TELEPHONE : 55-21-3301-9898
EMAIL : terasaki@terasaki.com.br
WEB : http://www.terasaki.com.br

TERASAKI ELECTRIC (CHINA) LTD.

72 PACIFIC INDUSTRIAL PARK, XIN TANG ZENGCHENG,
GUANGZHOU 511340, CHINA

TELEPHONE : 86-20-8270-8556
FAX : 86-20-8270-8586
EMAIL : terasaki@public.guangzhou.gd.cn
WEB : http://www.terasaki.cn

TERASAKI ELECTRIC GROUP

SHANGHAI REPRESENTATIVE OFFICE
ROOM NO.1405-6, TOMSON COMMERCIAL BUILDING
710 DONG FANG ROAD, PUDONG, SHANGHAI, 200122, CHINA

TELEPHONE : 86-21-58201611
FAX : 86-21-58201621
EMAIL : terasaki@vip.163.com

TERASAKI ELECTRIC CO., LTD

HEAD OFFICE : 6-13-47 KAMIHIGASHI, HIRANO-KU,
OSAKA 547-0002
JAPAN

TELEPHONE : 81-6-6791-2763
FAX : 81-6-6791-2732
EMAIL : int-sales@terasaki.co.jp
WEB : http://www.terasaki.co.jp

TERASAKI follows a policy of continuous innovation and development, and therefore reserves the right to supply products which may differ in detail from those shown in this publication.

For further information, please contact our sales department

Catalogue No. '18-DIN001

Ratings and Specifications are subject to change without notice